


# Esquí en Japón



EsquíJapón.com

Presentación  
a cargo de:



# ¿Por qué hay que ir a esquiar a Japón?

- La extraordinaria calidad de la nieve, permite disfrutar de todas las modalidades de esquí (tanto en pista como fuera de pista).

Monte Hakkoda,  
Prefectura de  
Aomori

*EsquíJapón*.com





EsquíJapon.com

Presentación  
a cargo de:



# ¿Por qué hay que ir a esquiar a Japón?

- Japón es el segundo país del mundo con mayor número de pistas de esquí.
- Japón ha organizado hasta la fecha dos Juegos Olímpicos de Invierno: Sapporo en 1972 y Nagano en 1998.
- Asequible: hay paquetes de esquí para todos los presupuestos y para cualquier perfil de esquiador (desde los más principiantes hasta los más experimentados).
- Après Ski variado: gastronomía japonesa, baños termales (onsen), etc.



Monte Hakkoda, Prefectura de Aomori ©JNTO



Zao Onsen, Prefectura de Yamagata ©JNTO



Cangrejo de Hokkaido ©JNTO

EsquíJapón.com



# JAPAN SKI RESORTS

## HOKKAIDO



EsquiJapan.com



POWERED BY  
JAPAN SKI GUIDE

# HOKKAIDO



Niseko Annupuri International  
Ski Area, con el Monte Yotei de  
fondo

©JNTO

*EsquíJapon*.com





# HOKKAIDO



Niseko Mountain Resort  
Grand Hirafu  
©JNTO

*EsquiJapon*.com



# HOKKAIDO



Niseko Village  
Resort  
©JNTO

*EsquiJapan.com*



© JNTO



# HOKKAIDO



Niseko Village  
©JNTO

*EsquiJapon*.com

 **OLAS y  
NIEVE**

# HOKKAIDO



Après Ski en los “onsen” (baños termales). Onsen al aire libre y jardín japonés en el Niseko Grand Hotel

<https://niseko-grand.com/en/>

EsquíJapón.com



23 Nov 2019 ▶ 5 Apr 2020 (Scheduled) 9:00 - 20:00 (9:00 - 17:00 from Apr)

Pricing for Gondola & Lift Tickets (1 Adult - 15Mar)	Adult	Child (Age 4-12)	Senior (Age 60+)
1day (9:00-Close)	6,200JPY	3,200JPY	5,200JPY
4hour Ticket	4,900JPY	2,600JPY	4,100JPY
8hour Ticket	5,500JPY	2,800JPY	4,800JPY

Senior rate applicable to 60 years and above (proof of age is required)

- Keep your IC lift ticket and re-charge it online.
- Please check our website for more information.

English ver.

# RUSUTSU RESORT HOKKAIDO JAPAN



## SIDE COUNTRY PARK SUPERNATURAL

Season: Early January - Late February (snow)  
 Explore an exciting snowy forest full of specially designed terrain features. This park is perfect for powder lovers, who wish to experience freestyle in a more natural setting.



**EAST NO. 1 GONDOLA**  
 --- 31 Jan  
 8:50 --- 16:30  
 \* 1 Feb --- 5 Apr  
 8:50 --- 17:00

**FREEDOM PARK**  
 Season: Late December - 31 March (Snowland)  
 A fun park packed full of jibs, rails, boxes and jumps. The park features a large number of features suitable for all abilities.  
 \*Open 10:00 - 16:00

**KIDS SCHOOL**  
 Dragon Shinchan Ski School and Dragon Shinchan Kids Park.

**K-LOUNGE**  
 Relax on the mountain in style! Enjoy high levels of comfort and facilities including comfortable reclining seats and complimentary refreshments.  
 Location: East Mt Center Station, Mt. Isola Base Station  
 Price: Adults 1,600JPY, Child (4-12) 1,100JPY



**LIVE LIFT & TRAIL INFORMATION**  
 Operations may be subject to change.

RUSUTSU RESORT Tel. +81-136-46-3331

HOKKAIDO  
**No.1**

No.1 for number of trails ..... 37 trails  
 No.1 for total trail length ..... 42 km  
 No.1 for max lift capacity ..... 30,728 people per hour  
 Gondolas : 4 / Quad lifts : 7 / Pair Lifts : 7

Beginner 30% / Intermediate 40% / Advance 30%  
 Max Inclines ..... 40 degrees (Super East)  
 Longest Trail ..... 3.5 km (ISOLA GRAND)  
 AVERAGE SNOWFALL 2.95 m / 13 m

**How to get to Mt. Isola**  
 Easiest Route 1 Take East Quad 2 East Tignes ▶ Furoru ▶ Joint ▶ Furikozawa (Beginner Runs) 3 Take the Isola Gondola  
 ■ Mt. Isola has long wide trails perfect for intermediates to explore. ■ Use Isola bypasses to avoid steep sections.

Rusutsu Resort

Enlaces a Niseko United y Niseko Village en:  
<https://www.niseko-village.com/en/>

EsquiJapan.com



# HOKKAIDO



Westin Rusutsu  
Resort  
©JNTO

<https://www.marriott.com/hotels/travel/cswi-the-westin-rusutsu-resort/>

EsquiJapon.com





**Powder Ride**  
 Special area perfect for those seeking the iconic, ungroomed, natural powder thrill. Access from Asari peak and Expert A is easier than ever via the new Center Link.

**Snow Feature**  
 Enjoy the exciting snow features and banks around the slopes. These features are suitable for beginners through to advanced skiers and snowboarders.

**Kiroro Banked Park**  
 Have fun and show off your style! Beginners will love carving through banked turns while advanced riders can find creative ways to do tricks.

In case of an accident or injury on the ski slope please contact the Ski Patrol office at the telephone number on the right immediately. **Emergency call (0135)34-7175** If you do not have a mobile phone, please contact a lift operator or look for this symbol: ☘

- Pair Lift
- High Speed Hooded Quad Lift
- High Speed Hooded Pair Lift
- 6 Person Gondola
- Night Courses
- Un-Groomed
- Ski Area Exit
- Ski Area Boundary
- Toilet
- Patrol
- Snow Feature
- Academy
- Annie Kids Academy Only Course
- Ticket Window
- Rental
- Coin Locker
- Restaurant

- Longest course: 4,050m
- 5 High speed hooded lifts and 3 pair lifts
- Vertical drop: 610m (base: 570m - peak: 1,180m)
- 22 courses total
- Beginner
- Intermediate
- Advanced

	Length	Max. incl.	Avg. incl.	8	710m	10.3°	6.6°	16	500m	14.0°	8.7°
1	4,050m	23.9°	12.5°	9	650m	14.6°	7.2°	17	400m	27.5°	10.3°
2	3,500m	34.6°	9.2°	10	1,900m	15.3°	6.3°	18	1,150m	23.4°	11.8°
3	3,800m	34.6°	10.7°	11	1,000m	25.4°	18.2°	19	1,250m	21.3°	11.0°
4	1,250m	27.2°	11.3°	12	1,100m	23.2°	16.6°	20	1,450m	26.6°	9.8°
5	1,150m	33.7°	12.5°	13	1,150m	23.2°	15.8°	21	250m	6.6°	6.2°
6	1,100m	36.8°	14.0°	14	1,950m	25.7°	10.0°	22	600m	25.0°	15.0°
7	2,500m	16.0°	6.7°	15	2,050m	25.4°	9.5°				

Kiroro Resort

Enlaces:  
<https://www.kiroro.co.jp/>



# HOKKAIDO



Kiroro Resort  
©JNTO

Enlace:  
<https://www.kiroro.co.jp/>

EsquíJapón.com



# HOKKAIDO



Ice Star Resort en  
Kiroro  
©JNTO

*Esquí*Japon.com



# JAPAN SKI RESORTS

## TOHOKU



EsquiJapan.com



POWERED BY  
JAPAN SKI GUIDE

# TOHOKU

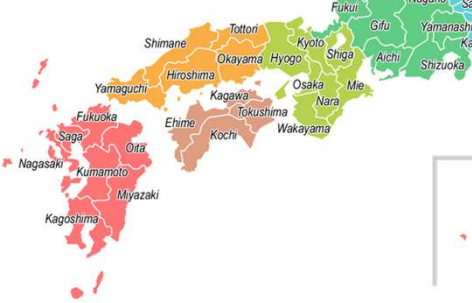


“Monstruos de Nieve” de Zao Ski Resort, Yamagata

EsquíJapón.com



# Cerca de Zao Onsen



**Estación De Esquí De Zao Onsen**  
 Yamagata-shi,



**Zao (Yamagata)**  
 Kaminoyama-shi,  
 Yamagata-ken



**Cráter De Okama**  
 Katta-gun, Miyagi-ken



**Festival Yamagata Hanagasa**  
 Yamagata-shi,



**Zao Onsen**  
 Yamagata-shi,  
 Yamagata-ken



Plano del Zao Ski Resort, Yamagata

Enlace:  
<http://www.zao-spa.or.jp/english/ski/>

EsquiJapan.com



# TOHOKU



Zao Ski Resort,  
Yamagata  
©JNTO

Enlace:  
<http://www.zao-spa.or.jp/english/ski/>

EsquiJapon.com



# TOHOKU



Zao Onsen,  
Yamagata  
©JNTO

*Esquí*Japon.com





Destinos

Cosas que hacer

Planifica tu viaje

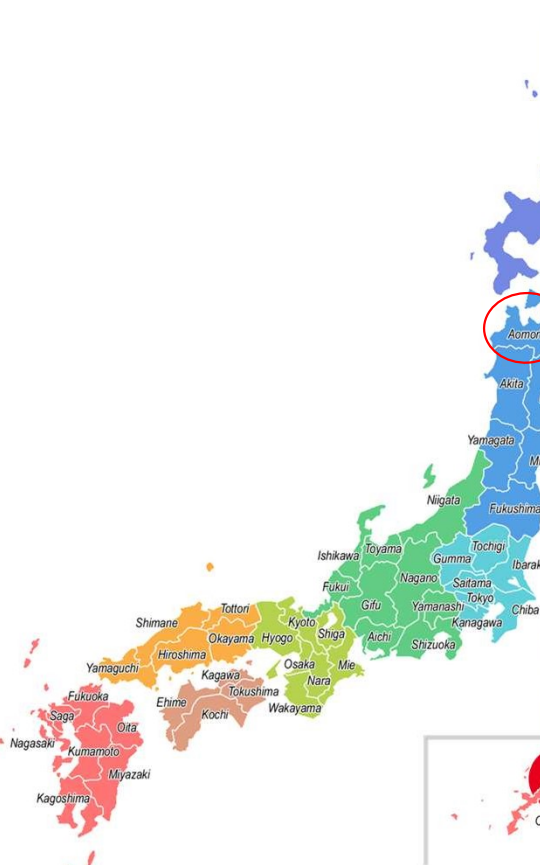
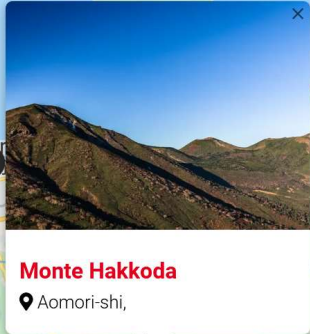
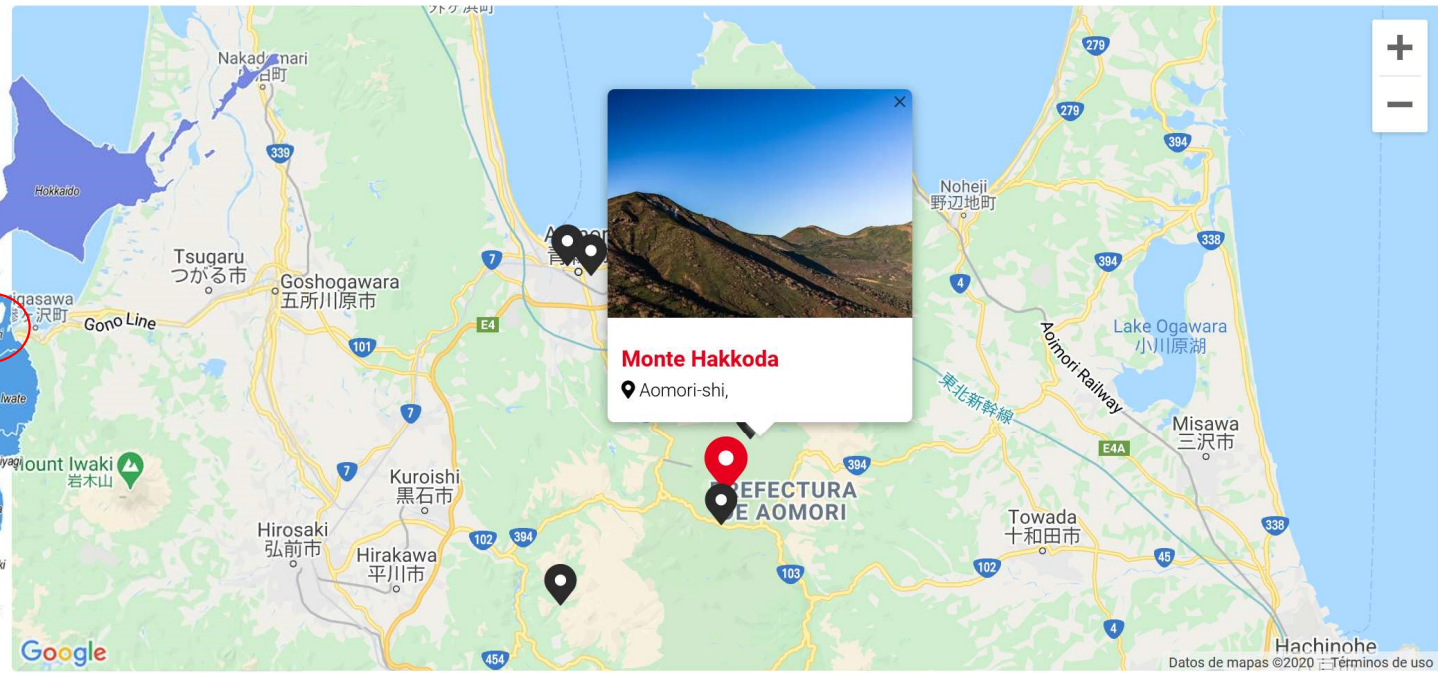
Blog&Newsletter

Noticias



PALABRAS CLAVE MAPA

# Cerca de Monte Hakkoda



**Monte Hakkoda**  
Aomori-shi, Aomori-ken



**Estanque De Suirennuma**  
Towada-shi, Aomori-ken



**Pantano De Tashiroitai**  
Aomori-shi, Aomori-ken



**Aoni Onsen**  
Kuroishi-shi, Aomori-ken



**Museo De Arte Conmemorativo De**

Datos de mapas ©2020 Términos de uso



Monte Hakkoda,  
Aomori  
©JNTO

*EsquíJapón*.com



# TOHOKU



“Monstruos de Nieve” –  
Monte Hakkoda,  
Aomori  
©JNTO

*EsquíJapon*.com



## HAKKODA SKI AREA

### Ski&Snowboard Course

- ① **Direct Course** [Advanced-Intermediate]  
 ※course tend to get a bump in the forest  
 field length 3.5km elevation 1324-660m  
 slope max30° average11°
- ② **Forest Course** [Advanced-Intermediate]  
 ※1km above the escarpment,  
 Loose in the second half of the forest slope  
 field length 5.0km elevation 1324-660m  
 slope max30° average8°
- ③ **Kansuizawa Course** [Intermediate-Elementary]  
 field length 1.1km elevation 856-660m  
 slope max23° average10°
- ④ **Furikozaka Course** [Intermediate-Elementary]  
 field length 0.7km elevation 836-660m  
 slope max27° average15°
- ⑤ **Slalom Course** [Advanced-Intermediate]  
 field length 0.7km elevation 836-660m  
 slope max30° average15°

### Tour Route

- I Route "Miyasama" (route toward the Sukayu Spa.)  
 Sliding distance 5.0km slope max30° average5° elevation 1324-900m
- II Central Route (route toward the Sukayu Spa and Hotel jogakura.)  
 Sliding distance 4.0km slope max25° average6° elevation 1324-900m
- III Route "Jogakura" (Divergence from central route  
 route toward Hotel jogakura.)  
 Sliding distance 4.0km slope max20° average8° elevation 1324-800m
- IV Route "Bronze State"  
 Sliding distance 3.6km slope max25° average10° elevation 1324-700m
- V Hakkoda Spa Route  
 Sliding distance 5.3km slope max20° average8° elevation 1324-600m
- VI Route "Houkibadaira"  
 Sliding distance 6.3km slope max25° average7° elevation 1450-600m

※The release from March I II III, from April IV V VI





Pistas del Monte Hakkoda,  
Aomori

*EsquíJapon*.com





Entrada a las pistas del Monte Hakkoda, Aomori

EsquíJapon.com





Pistas del Monte  
Hakkoda, Aomori

EsquíJapon.com





Pistas del Monte  
Hakkoda, Aomori  
ideales para  
disfrutar del  
BACK COUNTRY

EsquíJapón.com





Pistas del Monte  
Hakkoda, Aomori

EsquíJapón.com





Pistas del Monte  
Hakkoda, Aomori

EsquíJapón.com



# JAPAN SKI RESORTS



EsquiJapon.com



# SKI RESORT INFO



TRAIL MAP

— PDF —



EsquiJapan.com



# Prefectura de NAGANO



Hakuba Valley  
Ski Resort  
©JNTO

EsquíJapon.com





EsquíJapón.com



# Prefectura de NAGANO



El Parque de los monos japoneses de Jigokudani, se encuentra a 20 minutos en coche desde Shiga Kogen  
©Outdoor Japan Media

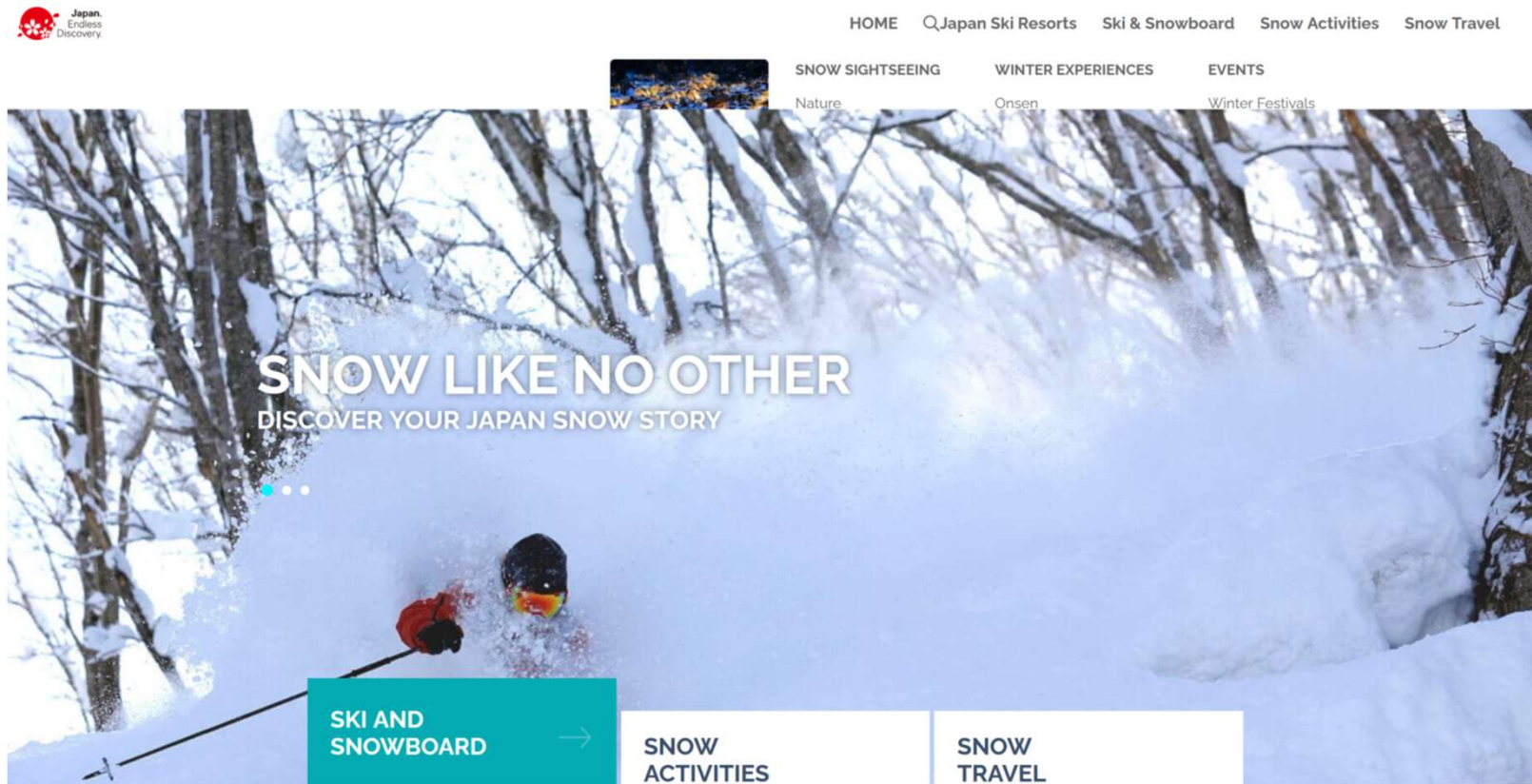
*EsquíJapon*.com



## Consejos para esquiar en Japón:

- Llevar gafas transparentes (para no confundir el cielo y la nieve).
- Para practicar esquí fuera de pista, llevar mochila con airbag y esquís de patín ancho.
- Hay pistas para todo tipo de esquiadores, tanto principiantes como expertos (no todo es fuera de pista).
- Alquiler de equipos a partir de 4000 yenes (32 euros) y Forfait por horas a partir de los 5000 yenes (40 euros).

# Página web específica de esquí en Japón de JNTO



<https://www.japan.travel/snow/en/>

(Próximamente disponible en castellano)



¡Muchas  
gracias!

EsquíJapon.com



**VIAJES OLAS Y NIEVE:**

C/ La Alameda, 11  
24007 León ESPAÑA  
Tel. (+34) 987 232 315

<http://www.olasynieve.com>  
[olasynieve@olasynieve.com](mailto:olasynieve@olasynieve.com)